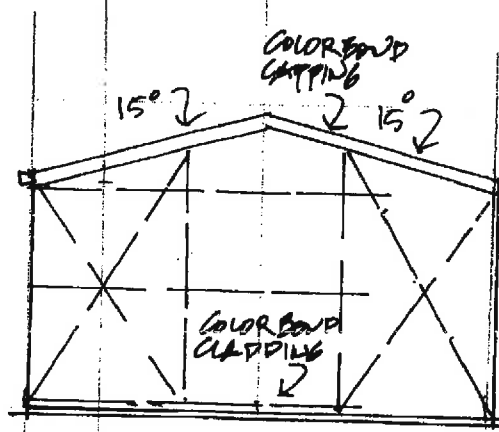
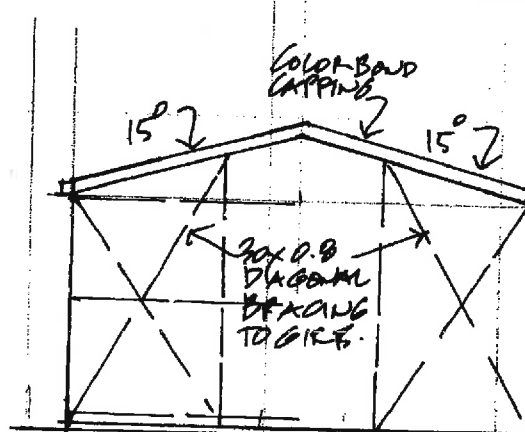


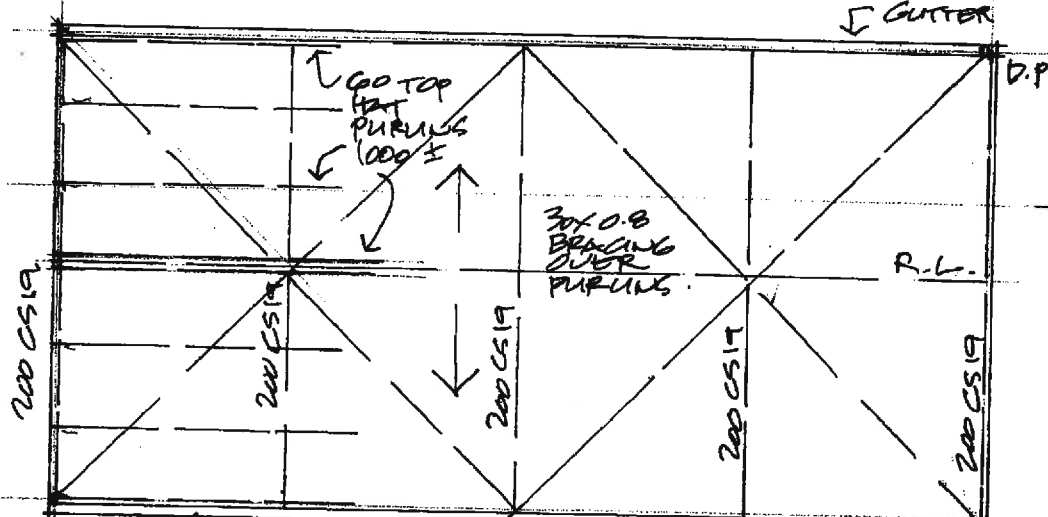
EAST



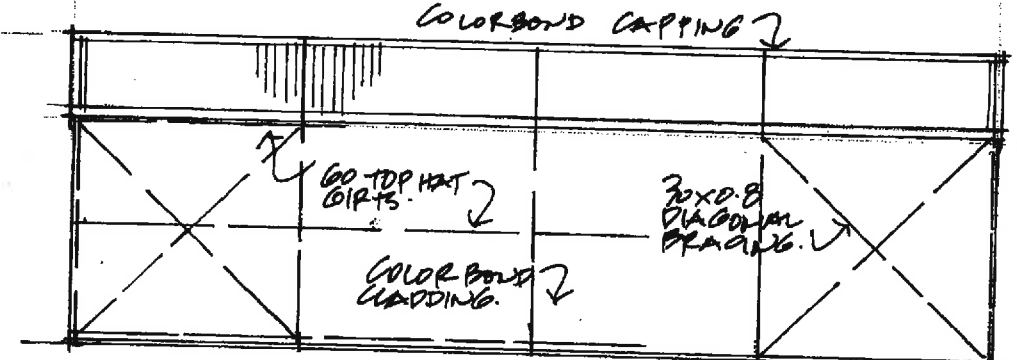
NORTH



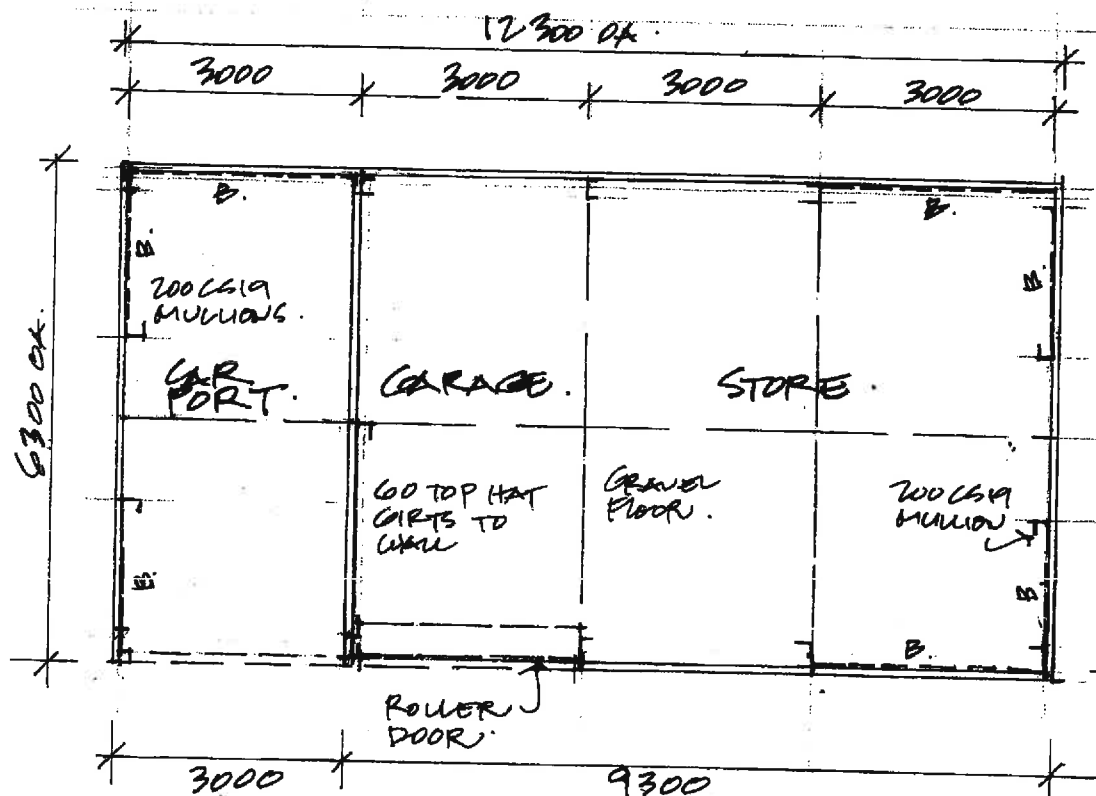
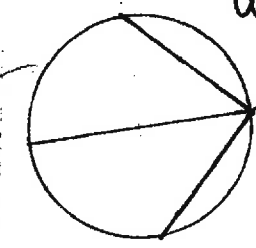
SOUTH



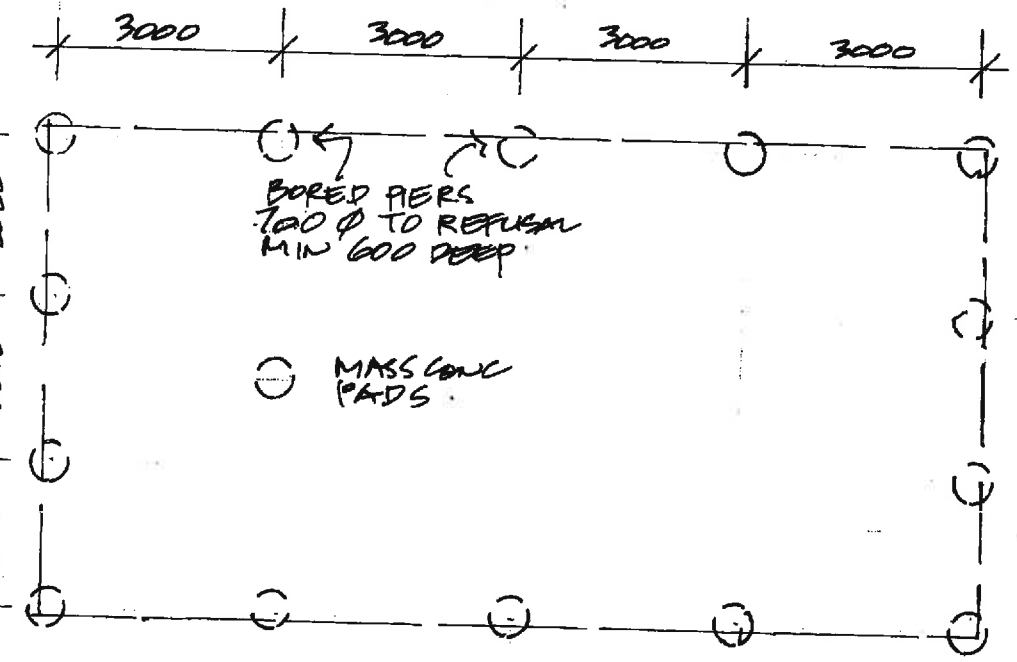
ROOF FRAMING



WEST



PROPOSED PLAN
1:100 B. BRACING



FOOTING PLAN
1:100 SOIL CLASS HA (ASSUMED)

NOTES

1. ALL WORK SHALL COMPLY WITH THE NCC VOL 2 CLASS 10 BUILDING
2. ALL WORK SHALL COMPLY WITH THE GLAMORGAN SPRING BAY COUNCIL REQUIREMENTS.
3. BUILDER TO VERIFY ALL LEVELS AND DIMENSIONS ON SITE BEFORE COMMENCING WORK.
4. MATERIALS AND WORKMANSHIP SHALL COMPLY WITH STATED BCA REFERENCES AND RELEVANT SAA CODES AND STANDARDS.
5. SITEWORKS AND FOOTINGS. ROF 3.1 3.2 AND AS 2870. CONC. 25 MPA READY MIXED TO AS 1579. MIN SLUMP 80MM.
6. STEELWORK. ROF 3.4 AND AS 4100. ALL WELDS GUN WELD UNO. MIN CLEAR 3 Ø. MIG BOLTS UNO. ALL CAST-IN ITEMS SHALL BE GALVANISED. USE STANDARD FIXINGS FOR TOP HATS ALL TO MANUF. DETAILS. ALLOW TO TENSION ALL BRACING.
7. ROOFING. ROF 3.5 AND AS 1562. FLASHINGS TO AS 1904 STANDARD PROFILES WHERE SUITABLE. RAINWATER GOODS TO AS 2179 AND AS 2180.
8. ROOF PLUMBING. NCC VOL 3 (AS 3500). INSTALL STANDARD PROFILE GUTTERS. CONNECT TO EXISTING S.W. DRAIN WITH 90 Ø PVC DOWNPIPES.

SORELL DRAFTING SERVICES
P.O. Box 278 Orford 7190
6257 1726 ACC C437E

PROPOSED OUTBUILDING
25 FRANKLIN ST.
TRIABUNNA. 7190
FOR R. BLYTHE

NOTES.

PROPOSED DEVELOPMENT
 OUTBUILDING
 GARAGE AND STORE
 25 FRANKLIN ST.
 TRIABUNNA.
 TITLE REF. 60144/1.
 CLIENT R. BUTHE.
 SITE AREA 747M²
 BUILDING CLASS 10.
 DESIGNER: I. G. MILEY
 2A TRIMAL HWY.
 ORFORD 7190
 ACC. NO. CC437E.
 ENGINEER: HUTCHINS SPURR.
 WIND SPEED N2) ASSUMED.
 SOIL CLASS M. (CLAY OVER GRAVEL)
 BAL. N/A NO VEGETATION
 WITHIN 100M. RESIDENTIAL AREA.
 FLOOR AREAS. EXIST. 90M²
 PROPOSED 80M²
 TOTAL. 170M²
 CLIMATE ZONE 7.

DRAWING SCHEDULE

170501-1 COVER
 SITE & DETAILS.

170501-2 PLANS ELEVATIONS.

SORELL DRAFTING SERVICES
 P.O. Box 278 Orford 7190
 6257 1726 ACC C437E

PROPOSED OUTBUILDING
 25 FRANKLIN ST.
 TRIABUNNA 7190
 FOR. R. BUTHE
 SHEET 1.
 COVER. SITE & DETAILS. 170501:1

